

| Item No | Type | Ref  | Ref Part No | Description                                       | Qty | Unit |
|---------|------|------|-------------|---|-----|------|
| 1       | 1    |      | 188191-8    | HOUSING SET - N/L/A                               | 1   | SET  |
|         |      | INC. | 263005-3    | RUBBER PIN 6                                      | 2   | PC.  |
|         | 2    |      | 188243-5    | HOUSING SET                                       | 1   | SET  |
|         |      | INC. | 263005-3    | RUBBER PIN 6                                      | 2   | PC.  |
| 3       |      |      | 266130-9    | TAPPING SCREW BIND PT 3X16                        | 8   | PC.  |
| 4       | 1    |      | 643812-4    | * TERMINAL, BLACK                                 | 1   | PC.  |
|         | 2    |      | 643843-3    | * TERMINAL, YELLOW                                | 1   | PC.  |
|         | 3    |      | 643852-2    | * TERMINAL  | 1   | PC.  |
| 5       |      |      | 419041-9    | F/R CHANGE LEVER                                  | 1   | PC.  |
| 6       | 1    |      | 650564-0    | * SWITCH TG553FSB-1                               | 1   | PC.  |
|         | 2    |      | 650652-3    | * SWITCH TG553FSB-1B                              | 1   | PC.  |
| 7       |      |      | 652045-0    | +PAN HEAD SCREW M3.5X5                            | 2   | PC.  |
| 8       | 4    |      | 424375-7    | * BUMPER  | 1   | PC.  |
| 9       | 4    |      | 452439-7    | * HAMMER CASE COVER                               | 1   | PC.  |
| 10      | 2    |      | 140171-2    | * HAMMER CASE COMPLETE                            | 1   | PC.  |
| 11      |      |      | 261116-8    | NYLON WASHER 18                                   | 1   | PC.  |
| 13      |      |      | 322045-1    | CLIP  | 1   | PC.  |
| 14      |      |      | 268098-5    | PIN 4 (FLAT HEAD)                                 | 1   | PC.  |
|         |      | Opt. | 323675-1    | PIN 4 (ROUND HEAD)                                | 1   | PC.  |
| 15      |      |      | 324704-3    | ANVIL   | 1   | PC.  |
| 16      |      |      | 324703-5    | HAMMER  | 1   | PC.  |
| 17      |      |      | 216001-0    | STEEL BALL 3.5                                    | 24  | PC.  |
| 18      |      |      | 267175-0    | FLAT WASHER 24                                    | 1   | PC.  |
| 19      | 1    |      | 233478-4    | * COMPRESSION SPRING 25                           | 1   | PC.  |
|         | 2    |      | 234082-2    | * COMPRESSION SPRING 25                           | 1   | PC.  |
|         | 3    |      | 234223-0    | * COMPRESSION SPRING 25                           | 1   | PC.  |
|         | 4    |      | 234337-5    | * COMPRESSION SPRING 25                           | 1   | PC.  |
| 20      |      |      | 267766-7    | CUP WASHER 14                                     | 1   | PC.  |
| 21      |      |      | 216011-7    | STEEL BALL 5.6                                    | 2   | PC.  |
| 22      | 1    |      | 227027-7    | * SPUR GEAR 22 - N/L/A                            | 2   | PC.  |
|         | 2    |      | 227233-4    | * SPUR GEAR 22                                    | 2   | PC.  |
| 23      |      |      | 324220-5    | SPINDLE   | 1   | PC.  |
| 24      |      |      | 256253-1    | PIN 5   | 2   | PC.  |
| 25      |      |      | 267212-0    | FLAT WASHER 12                                    | 1   | PC.  |
| 26      |      |      | 227150-8    | INTERNAL GEAR 51                                  | 1   | PC.  |
| 27      |      |      | 213507-9    | O RING 40   | 1   | PC.  |
| 28      |      |      | 158145-9    | BEARING BOX COMPLETE                              | 1   | PC.  |
| 29      |      |      | 638495-3    | YORK UNIT   | 1   | PC.  |
| 30      | 1    |      | 619194-6    | ARMATURE  | 1   | PC.  |
|         | 2    |      | 619253-6    | * ARMATURE  | 1   | PC.  |
|         | 3    |      | 619375-2    | * ARMATURE  | 1   | PC.  |
| 31      | 1    |      | 194427-5    | CARBON BRUSH CB-440, 2PCS/SET, W/O ORIGIN - N/L/A | 1   | SET  |
| 31      | 3    |      | 196855-0    | * CARBON BRUSH CB-448 2PC/SET, W/ ORIGIN          | 1   | SET  |
| 32      | 1    |      | 638498-7    | * BRUSH HOLDER COMPLETE                           | 1   | PC.  |
|         | 2    |      | 632G49-0    | * BRUSH HOLDER COMPLETE                           | 1   | PC.  |
|         |      | INC. | 689181-9    | * SPACER (Added -N/A Individually)                | 2   | PC.  |
|         |      | INC. |             | * Item No. 31                                     |     |      |
| 33      |      |      | 263032-0    | RUBBER PIN 4                                      | 2   | PC.  |
| 34      |      |      | 418981-8    | REAR COVER  | 1   | PC.  |
| 35      |      |      | 266130-9    | TAPPING SCREW BIND PT 3X16                        | 2   | PC.  |
| 36      |      |      | 631693-8    | LIGHT CIRCUIT                                     | 1   | PC.  |
| 37      |      |      | 810292-1    | CAUTION LABEL                                     | 1   | PC.  |
| 40      |      |      | 251314-2    | + SCREW M4X12                                     | 1   | PC.  |
| 41      |      |      | 424026-2    | CUSHION   | 1   | PC.  |
| 42      |      |      | 263036-2    | RUBBER PIN 5                                      | 1   | PC.  |
| 43      |      |      | 268184-2    | PIN 1.5   | 1   | PC.  |

| Item No  | Type | Ref  | Ref Part No | Description                                      | Qty | Unit |
|--|------|------|-------------|--|-----|------|
| <b>ACCESSORIES</b>   |      |      |             |  |     |      |
| - See catalogue or visit <a href="http://www.makita.ca">www.makita.ca</a> for more accessories information - |      |      |             |  |     |      |
| A01  | 1    |      | DC18RA      | CHARGER DC18RA                                   | 1   | PC.  |
|  | 2    |      | DC18RC      | CHARGER DC18RC                                   | 1   | PC.  |
| A02  |      |      | 194205-3    | 18V LI-ION BATTERY BL1830                        | 1   | PC.  |
| A03  |      |      | 824753-5    | PLASTIC CARRYING CASE                            | 1   | PC.  |
|  |      | INC. | 324207-7    | SHAFT  | 1   | PC.  |
|  |      | INC. | 413098-2    | PLATE  | 4   | PC.  |
|  |      | INC. | 417724-5    | LATCH  | 2   | PC.  |
|  |      | INC. | 419215-2A   | PLASTIC CASE LID, TAB TYPE                       | 1   | PC.  |
|  |      | INC. | 419216-0    | HANDLE   | 1   | PC.  |
|  | 2    |      | 141205-4    | PLASTIC CASE COMPLETE F/ DC18RC                  | 1   | PC.  |
|  |      | INC. | 324207-7    | SHAFT  | 1   | PC.  |
|  |      | INC. | 413098-2    | PLATE  | 4   | PC.  |
|  |      | INC. | 417724-5    | LATCH  | 2   | PC.  |
|  |      | INC. | 419215-2A   | PLASTIC CASE LID, TAB TYPE                       | 1   | PC.  |
|  |      | INC. | 419216-0    | HANDLE   | 1   | PC.  |
| A04  | 1    |      | 324705-1    | HOOK F/ BL1430, BL1830                           | 1   | PC.  |
|  | 2    |      | 346449-3    | * HOOK F/ BL1430, BL1830                         | 1   | PC.  |
| A05  |      |      | 450128-8    | BATTERY COVER                                    | 1   | PC.  |
| A06  |      |      | 194649-7    | BATTERY PROTECTOR (F/ BL1430, BL1830)            | 1   | PC.  |
| A07  |      |      | 134874-8    | EXTENSION BAR 1/2" DRIVE                         | 1   | PC.  |
| A08  |      |      | 134873-0    | B/T ADAPTOR 1/2" DRIVE BIT                       | 1   | PC.  |
| A09  |      |      | 134877-2    | UNIVERSAL JOINT 1/2" - LARGE                     | 1   | PC.  |
| A10  |      |      | 194485-1    | FLAT PIN 4 SET (See Instruction Manual 194485-1) | 1   | PC.  |
|  |      | INC. | 268098-5    | PIN 4 (FLAT HEAD)                                | 1   | PC.  |
|  |      | INC. | 322045-1    | CLIP   | 1   | PC.  |
|  |      | INC. | 345842-8    | HOOK (Not available as an individual part)       | 1   | PC.  |

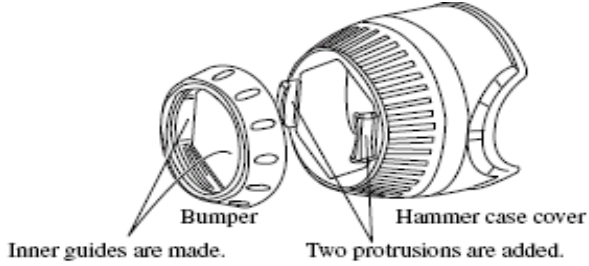
**SERVICE CHANGES**

**1. Changes on Hammer Case, Bumper** (T/l# 81628) (T/l#83269) (T/l#84119) (T/l# 89111)

| Item No. | Description       | Type 1   | Type 2   | Type 3         | Type 4   |
|----------|-------------------|----------|----------|----------------|----------|
| 8        | Bumper            | 421964-9 | 424155-1 | (Green > Blue) | 424375-7 |
| 9        | Hammer Case Cover | 419514-2 | 450808-6 | 451361-5       | 452439-7 |
| 10       | Hammer Case Com.  | 158144-1 |          | 140171-2       |          |

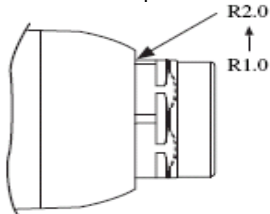
Above parts are completely interchangeable as a set.

**Type 1 >> Type 2**

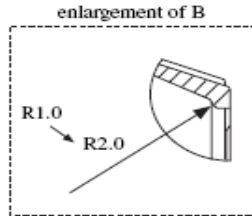
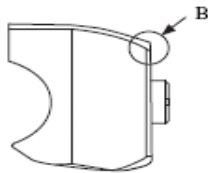


**Type 2 >> Type 3**

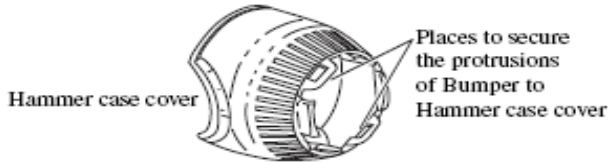
Hammer case complete



Hammer case cover



**Type 3 >> Type 4**



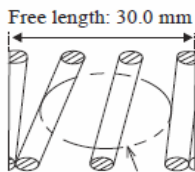
**2. Changes on Spur gear and compression spring** (T/l# 81503) (T/l# 90796) (T/l#A2541)

| Item No. | Description           | Type 1          | Type 2           | Type 3            | Type 4           |
|----------|-----------------------|-----------------|------------------|-------------------|------------------|
| 19       | Compression spring 25 | 233478-4 (Gold) | 234082-2 (Brown) | 234223-0 (Silver) | 234337-5 (Navel) |
| 22       | Spur gear 22          | 227027-7        | 227233-4         |                   |                  |

Above parts are completely interchangeable as a set.

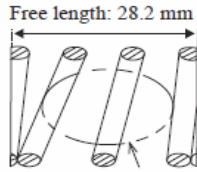
(T/l#A2541)

**Type 3**



Silver paint marking(234223-0)

**Type 4**



Navel paint marking(234337-5)

### 3. Changes on Switch, Terminal and Housing Set (Battery Protection Circuit)

(T/I# 84038) (T/I# 91081)

| Item No. | Description | Type 1   | Type 2   | Type 3   |
|----------|-------------|----------|----------|----------|
| 4        | Terminal    | 643812-4 | 643843-3 | 643852-2 |
| 6        | Switch      | 650564-0 |          | 650652-3 |

Above parts are completely interchangeable as a set.

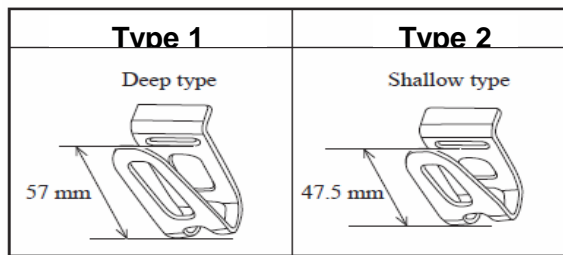
#### Service Note:

- Use TYPE 3 parts for repair of the models manufactured on or after July 2011 with using Yellow lead wire between Switch and Terminal.
- Use TYPE 2 (or TYPE 1) parts for repair of the models manufactured before July 2011 without using Yellow lead wire between Switch and Terminal.

**\*\* See Technical Information #91081 for Wiring Diagram Change**

### 4. Changes on Hook

| Item No. | Description | Type 1   | Type 2   |
|----------|-------------|----------|----------|
| A04      | Hook        | 324705-1 | 346449-3 |



### 5. Changes on Armature

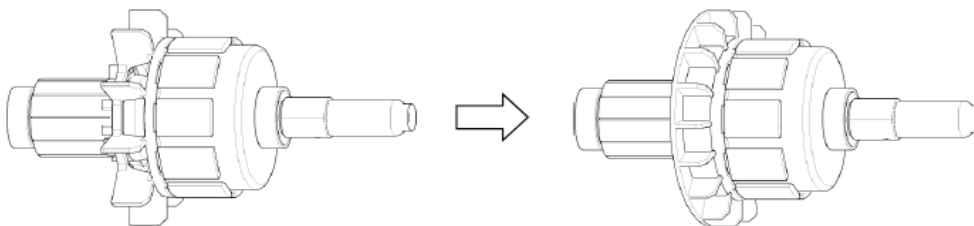
(T/I# 84742)

(T/I# A7514)

| Item No. | Description | Type 1   | Type 2   | Type 3   |
|----------|-------------|----------|----------|----------|
| 30       | Armature    | 619194-6 | 619253-6 | 619375-2 |

Type 2

Type 3



**6. Changes How to Assemble Carbon Brushes (This change applies to both Type 1 and 2)  
Change on Brush Holder Complete**

| Item No. | Description           | (TI# A2258)              |                         |                         | (TI# B1033)                               |
|----------|-----------------------|--------------------------|-------------------------|-------------------------|---|
|          |                       | Type 1                   | Type 2                  | Type 3                  | Type 4                                    |
| 31       | Carbon Brush          | 194427-5<br>(W/O ORIGIN) | 195021-6<br>(W/ ORIGIN) | 196855-0<br>(W/ ORIGIN) | 196855-0<br>(W/ ORIGIN)<br>Inc. in No. 32 |
| 32       | Brush Holder Complete | 638498-7                 |                         |                         | 632G49-0                                  |
|          | Inc. Spacer           | -----                    |                         |                         | 689181-9 (N/A<br>individually)            |

Above parts are completely interchangeable as a set.  
Do not protrude the pigtails of Carbon brushes from the specific spaces.  
Refer to the following illustration.

